



Report

# Perception of Israel

*Survey of Canadians*

March 30, 2026



# Methodology

This week, we surveyed Canadians on their views on the Israel State.

## Method

Online survey among respondents 18 years of age or older.  
(Canadian sample: **n= 1,618**)

Respondents had the option of completing the survey in French and English and were randomly recruited using LEO's online panel.

## Weighting

Results were weighted according to **age, gender, mother tongue, region, education and presence of children in the household** in order to ensure a representative sample of the Canadian population.

## When

Data collection from **March 27 to March 30, 2026**.

## Margin of error

For comparison purposes, a probability sample of this size yields a margin of error no greater than **±2.44%**, (19 times out of 20) for the sample.

## Significant differences

Data in bold **red** characters indicate a significantly lower proportion than that of other respondents. Conversely, data in bold **green** characters indicate a significantly higher proportion than that of other respondents.

## Rounded data

The numbers presented have been rounded up. However, the numbers before rounding were used to calculate the sums presented and might therefore not correspond to the manual addition of these numbers.

## Questions

Have questions about the data presented in this report? Please contact one of the following people:

**Sebastien Dallaire** ([sdallaire@leger360.com](mailto:sdallaire@leger360.com))  
Executive Vice-President, Eastern Canada

**Andrew Enns** ([aenns@leger360.com](mailto:aenns@leger360.com))  
Executive Vice-President, Central Canada

**Steve Mossop** ([smossop@leger360.com](mailto:smossop@leger360.com))  
Executive Vice-President, Western Canada

## Notes

A more detailed methodology is presented in the Appendix.

# The **Most Accurate** Polling Firm in Canada

## CANADA 2025

**LEGER POLL**  
Published on  
April 26, 2025

**OFFICIALS RESULTS**  
2025 Canada  
Federal Election

	<b>43%</b>	<b>43.7%</b>
	<b>39%</b>	<b>41.3%</b>
	<b>8%</b>	<b>6.3%</b>
	<b>6%</b>	<b>6.3%</b>
	<b>2%</b>	<b>1.2%</b>

## BRITISH COLUMBIA 2024

**LEGER POLL**  
Published on  
October 18, 2024

**OFFICIALS RESULTS**  
2024 British Columbia  
Provincial Election

	<b>46%</b>	<b>45%</b>
	<b>42%</b>	<b>43%</b>
	<b>9%</b>	<b>8%</b>
Others	<b>3%</b>	<b>4%</b>

## UNITED STATES 2024

**LEGER POLL**  
Published on  
November 4, 2024

**OFFICIALS RESULTS**  
2024 United States  
Presidential Election

	<b>49%</b>	<b>50%</b>
	<b>49%</b>	<b>48%</b>
Others	<b>2%</b>	<b>2%</b>

## Key Highlights

Some of **the key highlights** of our survey...

**Canadians hold generally unfavourable views of Israel, though opinions remain nuanced, with broad support for core principles such as the right to exist and defend itself, alongside more divided views on its actions and intentions.**

- **Only 22% of Canadians have a favourable impression of Israel, a notable decline from 33% favourable in 2023**, and well below countries like Ukraine (65%) and Cuba (54%). Noteworthy is unfavourable impressions of Israel have increased 33 points from April 2023 (61% vs. 28%).
- Recent trade tensions and other disagreements also appear to have influenced Canadians' perceptions of the United States, with favourable opinion only standing at 22% for that country.
- Despite this, there is strong agreement on fundamental rights: **75% agree that Israel has a right to defend itself, and 66% agree that the country has a right to exist.**
- **A majority (57%) believe Israel faces a uniquely difficult situation in a hostile region**, but opinions are more divided on its behaviour: **52% agree that Israel is its own worst enemy, while only 33% believe it is actively seeking peace with its neighbours.**
- Canadians overwhelmingly support the principle of a homeland for both peoples: **80% say Jewish people have a right to a homeland, and 76% say the same for Palestinian**, indicating broad support for a two-sided recognition of rights.
- On domestic impacts, **Canadians are more likely to say the federal government needs to do more to address antisemitism (39%)** than to say it is doing enough (29%), while few (7%) believe it is doing too much.
- When it comes to information sources, **Canadians primarily rely on mainstream Canadian media (57%), followed by social media (25%) and international news outlets (20%)**, though 16% say they do not follow Middle East events at all.

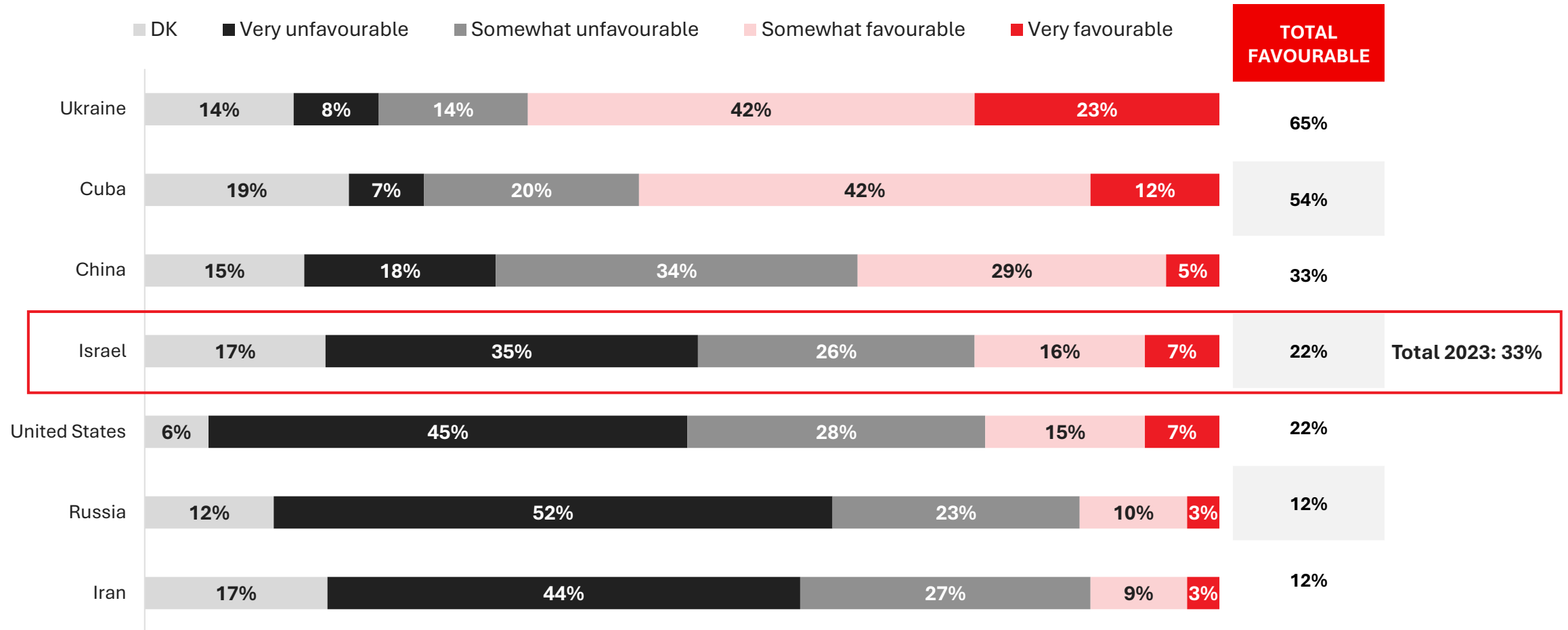
---

Detailed Results

# Impressions of Selected Countries (1/3)

**Q3.** Do you have a favourable or unfavourable impression of the following countries?

Base: All respondents (n=1,618)



## Impressions of Selected Countries – Vote & Demos (2/3)

**Q3.** Do you have a favourable or unfavourable impression of the following countries?

Base: All respondents (n=1,618)

<b>% TOTAL Favourable</b>	<b>Total CANADA</b>	ATL	QC	ON	MB/SK	AB	BC	Male	Female	18-34	35-54	55+
<i>Weighted n=</i>	<b>1,610</b>	<b>106</b>	<b>375</b>	<b>622</b>	<b>105</b>	<b>176</b>	<b>226</b>	<b>791</b>	<b>819</b>	<b>411</b>	<b>522</b>	<b>676</b>
<i>Unweighted n=</i>	<b>1,618</b>	<b>118</b>	<b>429</b>	<b>616</b>	<b>137</b>	<b>142</b>	<b>176</b>	<b>781</b>	<b>837</b>	<b>364</b>	<b>457</b>	<b>797</b>
Ukraine	<b>65%</b>	<b>54%</b>	69%	64%	69%	67%	63%	<b>69%</b>	<b>62%</b>	<b>56%</b>	<b>56%</b>	<b>78%</b>
Cuba	<b>54%</b>	51%	<b>64%</b>	53%	44%	50%	52%	56%	52%	<b>43%</b>	53%	<b>62%</b>
China	<b>33%</b>	33%	35%	34%	<b>22%</b>	28%	38%	36%	31%	<b>39%</b>	33%	<b>30%</b>
Israel	<b>22%</b>	22%	<b>17%</b>	24%	22%	25%	25%	<b>27%</b>	<b>17%</b>	20%	23%	23%
United States	<b>22%</b>	22%	<b>17%</b>	20%	25%	<b>32%</b>	23%	<b>25%</b>	<b>18%</b>	26%	24%	<b>17%</b>
Russia	<b>12%</b>	9%	<b>9%</b>	13%	16%	15%	14%	13%	12%	<b>20%</b>	14%	<b>7%</b>
Iran	<b>12%</b>	11%	12%	11%	13%	12%	16%	13%	11%	<b>20%</b>	14%	<b>6%</b>

## Impressions of Selected Countries – Information Sources (3/3)

**Q3.** Do you have a favourable or unfavourable impression of the following countries?






Base: All respondents (n=1,618)

	% <b>TOTAL Favourable</b>	<b>Sources of Information on Middle East</b>			
		<b>Total CANADA</b>	Canadian Mainstream media	Social media	International mainstream media
<i>Weighted n=</i>	<b>1,610</b>	<b>914</b>	<b>401</b>	<b>324</b>	<b>159</b>
<i>Unweighted n=</i>	<b>1,618</b>	<b>997</b>	<b>384</b>	<b>348</b>	<b>151</b>
Ukraine	<b>65%</b>	<b>77%</b>	64%	<b>81%</b>	60%
Cuba	<b>54%</b>	60%	56%	61%	57%
China	<b>33%</b>	33%	41%	37%	38%
Israel	<b>22%</b>	20%	25%	23%	<b>38%</b>
United States	<b>22%</b>	17%	<b>29%</b>	18%	<b>31%</b>
Russia	<b>12%</b>	<b>8%</b>	<b>20%</b>	14%	15%
Iran	<b>12%</b>	<b>9%</b>	18%	18%	14%

# Impressions of Selected Countries – *By Voting Intentions*

**Q3.** Do you have a favourable or unfavourable impression of the following countries?

Base: All respondents (n=1,618)

						
	Total Canada	LPC	CPC	BQ	NDP	GPC
Weighted n=	1,610	642	454	98	84	41
Unweighted n=	1,618	743	380	116	80	41
Ukraine	65%	80%	52%	73%	83%	72%
Cuba	54%	61%	46%	68%	66%	63%
China	33%	37%	31%	32%	40%	42%
Israel	22%	17%	38%	16%	12%	16%
United States	22%	13%	43%	12%	6%	17%
Russia	12%	8%	20%	8%	9%	20%
Iran	12%	11%	11%	5%	18%	29%

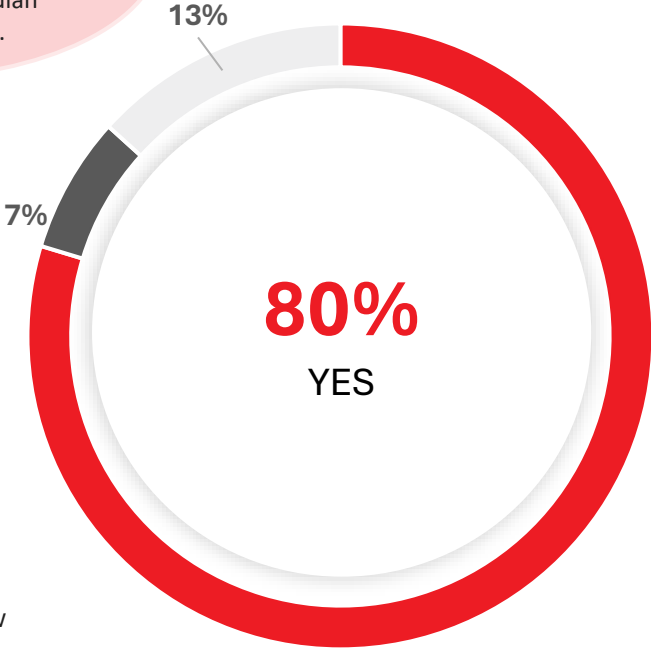
# Right to a Homeland for Jewish and Palestinian Peoples (1/2)

**Q3A+B.** Do you feel Jewish/Palestinian people have the right to a homeland where they can live freely and safely?

Base: All respondents (n=1,618)

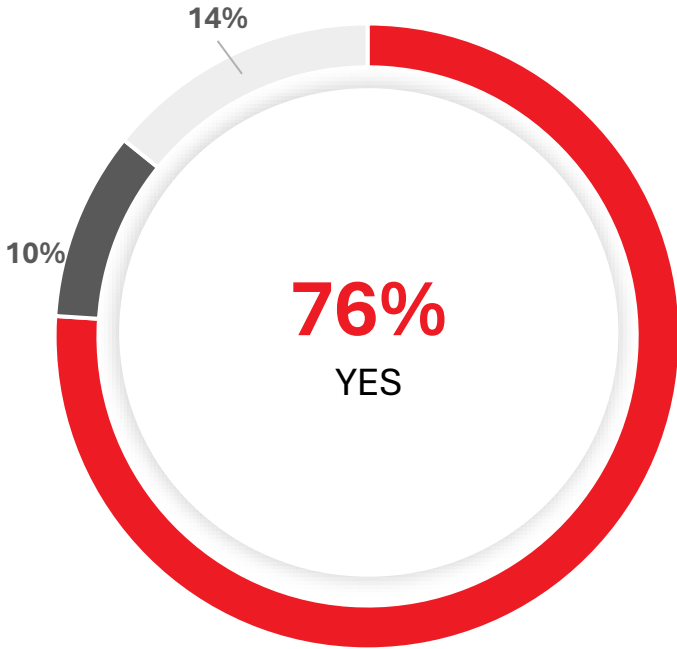
Support for a Jewish homeland was higher (86%) among those whose primary source of information on the Middle East was Canadian mainstream media.

## Jewish people



- Yes
- No
- Don't know

## Palestinian people



## Right to a Homeland for Jewish and Palestinian Peoples (2/2)

**Q3A+B.** Do you feel Jewish/Palestinian people have the right to a homeland where they can live freely and safely?






Base: All respondents (n=1,618)

	Total CANADA	ATL	QC	ON	MB/SK	AB	BC	Male	Female	18-34	35-54	55+
Weighted n=	1,610	106	375	622	105	176	226	791	819	411	522	676
Unweighted n=	1,618	118	429	616	137	142	176	781	837	364	457	797
<b>Jewish people</b>												
Yes	80%	86%	79%	81%	83%	76%	75%	78%	81%	69%	78%	88%
No	7%	5%	10%	6%	7%	4%	9%	10%	4%	12%	8%	3%
Don't know	13%	9%	11%	13%	10%	20%	16%	12%	14%	19%	14%	9%
<b>Palestinian people</b>												
Yes	76%	83%	79%	75%	78%	72%	71%	72%	80%	67%	75%	82%
No	10%	5%	10%	10%	10%	13%	10%	14%	6%	16%	9%	7%
Don't know	14%	12%	11%	15%	12%	15%	19%	14%	14%	17%	16%	11%

# Right to a Homeland for Jewish and Palestinian Peoples – *By Voting Intentions*

**Q3A+B.** Do you feel Jewish/Palestinian people have the right to a homeland where they can live freely and safely?

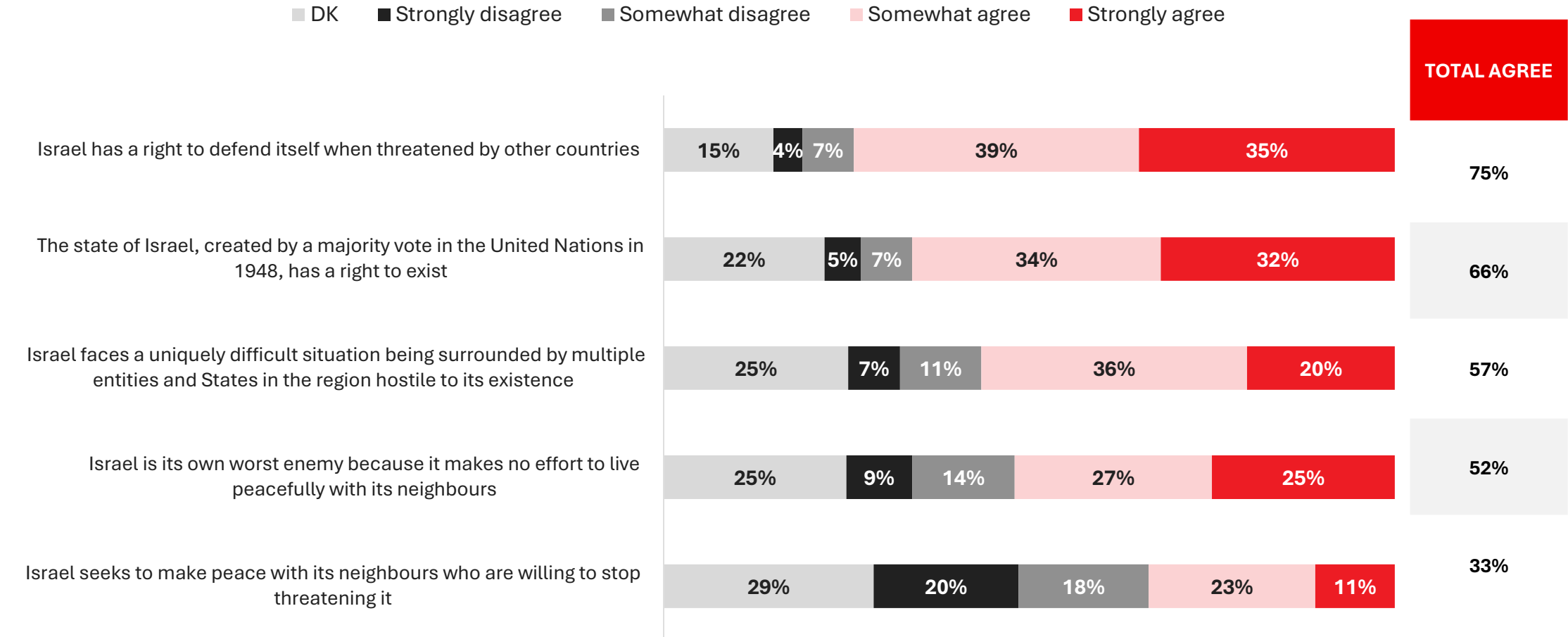
Base: All respondents (n=1,618)

						
	Total CANADA	LPC	CPC	BQ	NDP	GPC
Weighted n=	1,610	642	454	98	84	41
Unweighted n=	1,618	743	380	116	80	41
<b>Jewish people</b>						
Yes	80%	84%	80%	82%	74%	79%
No	7%	5%	9%	12%	16%	10%
Don't know	13%	10%	11%	6%	11%	11%
<b>Palestinian people</b>						
Yes	76%	84%	66%	81%	86%	78%
No	10%	6%	18%	14%	5%	5%
Don't know	14%	9%	17%	5%	9%	17%

# Opinions on Israel-Related Statements (1/3)

**Q4.** Do you agree or disagree with the following statement about Israel?

Base: All respondents (n=1,618)



## Opinions on Israel-Related Statements – Vote & Demos (2/3)

### Q4. Do you agree or disagree with the following statement about Israel?

Base: All respondents (n=1,618)

% <b>TOTAL Agree</b>	<b>Total CANADA</b>												<b>Opinion of Israel</b>	
		ATL	QC	ON	MB/SK	AB	BC	Male	Female	18-34	35-54	55+	Total Favourable	Total Unfavourable
<i>Weighted n=</i>	<b>1,610</b>	<b>106</b>	<b>375</b>	<b>622</b>	<b>105</b>	<b>176</b>	<b>226</b>	<b>791</b>	<b>819</b>	<b>411</b>	<b>522</b>	<b>676</b>	<b>356</b>	<b>983</b>
<i>Unweighted n=</i>	<b>1,618</b>	<b>118</b>	<b>429</b>	<b>616</b>	<b>137</b>	<b>142</b>	<b>176</b>	<b>781</b>	<b>837</b>	<b>364</b>	<b>457</b>	<b>797</b>	<b>369</b>	<b>1,005</b>
Israel has a right to defend itself when threatened by other countries	<b>75%</b>	<b>86%</b>	71%	74%	79%	81%	72%	<b>78%</b>	<b>71%</b>	<b>63%</b>	72%	<b>84%</b>	<b>91%</b>	75%
The state of Israel, created by a majority vote in the United Nations in 1948, has a right to exist	<b>66%</b>	63%	62%	67%	67%	69%	67%	<b>69%</b>	<b>63%</b>	<b>56%</b>	<b>59%</b>	<b>77%</b>	<b>87%</b>	66%
Israel faces a uniquely difficult situation being surrounded by multiple entities and States in the region hostile to its existence	<b>57%</b>	52%	56%	57%	56%	60%	58%	<b>62%</b>	<b>52%</b>	<b>42%</b>	53%	<b>69%</b>	<b>83%</b>	55%
Israel is its own worst enemy because it makes no effort to live peacefully with its neighbours	<b>52%</b>	51%	<b>57%</b>	49%	49%	52%	54%	<b>57%</b>	<b>47%</b>	51%	49%	54%	<b>29%</b>	<b>70%</b>
Israel seeks to make peace with its neighbours who are willing to stop threatening it	<b>33%</b>	31%	<b>26%</b>	36%	32%	36%	36%	<b>38%</b>	<b>29%</b>	34%	29%	36%	<b>75%</b>	<b>22%</b>

## Opinions on Israel-Related Statements – Information Sources (3/3)

**Q4.** Do you agree or disagree with the following statement about Israel?






Base: All respondents (n=1,618)

% <i>TOTAL Agree</i>	Sources of Information on Middle East				
	Total CANADA	Canadian mainstream media	Social media	International mainstream media	Family & friends media
<i>Weighted n=</i>	<b>1,610</b>	<b>914</b>	<b>401</b>	<b>324</b>	<b>159</b>
<i>Unweighted n=</i>	<b>1,618</b>	<b>997</b>	<b>384</b>	<b>348</b>	<b>151</b>
Israel has a right to defend itself when threatened by other countries	<b>75%</b>	81%	78%	<b>90%</b>	77%
The state of Israel, created by a majority vote in the United Nations in 1948, has a right to exist	<b>66%</b>	<b>75%</b>	71%	<b>78%</b>	<b>68%</b>
Israel faces a uniquely difficult situation being surrounded by multiple entities and States in the region hostile to its existence	<b>57%</b>	<b>65%</b>	60%	<b>69%</b>	61%
Israel is its own worst enemy because it makes no effort to live peacefully with its neighbours	<b>52%</b>	59%	62%	<b>70%</b>	<b>45%</b>
Israel seeks to make peace with its neighbours who are willing to stop threatening it	<b>33%</b>	<b>32%</b>	39%	38%	39%

# Opinions on Israel-Related Statements – *By Voting Intentions*

**Q4.** Do you agree or disagree with the following statement about Israel?

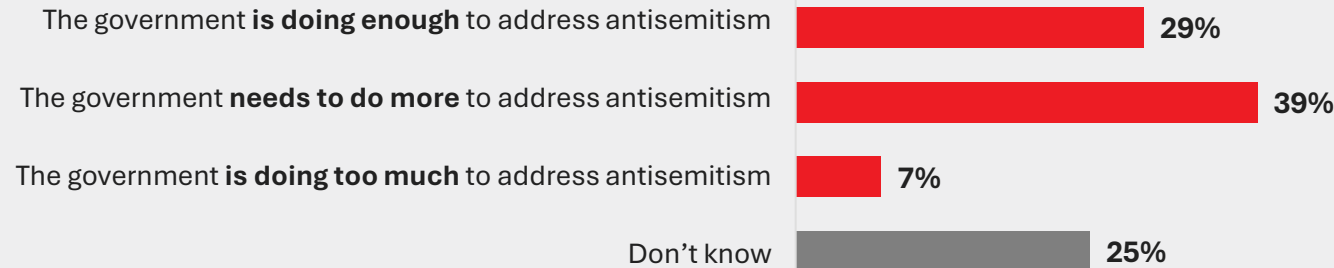
Base: All respondents (n=1,618)

							
	<b>% TOTAL Agree</b>	LPC	CPC	BQ	NDP	GPC	
	<i>Weighted n=</i>	<b>1,610</b>	<b>642</b>	<b>454</b>	<b>98</b>	<b>84</b>	<b>41</b>
	<i>Unweighted n=</i>	<b>1,618</b>	<b>743</b>	<b>380</b>	<b>116</b>	<b>80</b>	<b>41</b>
Israel has a right to defend itself when threatened by other countries	<b>75%</b>	79%	82%	<b>67%</b>	74%	70%	
The state of Israel, created by a majority vote in the United Nations in 1948, has a right to exist	<b>66%</b>	73%	71%	70%	62%	55%	
Israel faces a uniquely difficult situation being surrounded by multiple entities and States in the region hostile to its existence	<b>57%</b>	62%	65%	61%	<b>46%</b>	<b>29%</b>	
Israel is its own worst enemy because it makes no effort to live peacefully with its neighbours	<b>52%</b>	<b>63%</b>	<b>42%</b>	58%	65%	61%	
Israel seeks to make peace with its neighbours who are willing to stop threatening it	<b>33%</b>	<b>30%</b>	<b>47%</b>	33%	<b>24%</b>	26%	

# Views on Government Response to Antisemitism

**Q5.** Jewish institutions, synagogues and neighbourhoods have seen an increase in violent incidents since the October 7 attacks and subsequent conflict in the Middle East. How do you feel about the Government of Canada’s efforts when it comes to addressing incidences of antisemitism in Canada?

Base: All respondents (n=1,618)



The view the government should do **more** to address antisemitism was higher among:






- Consumers of International mainstream media (49%)
- Received their information from Family and friends (49%)

	Total CANADA	ATL	QC	ON	MB/SK	AB	BC	Male	Female	18-34	35-54	55+
Weighted n=	1,610	106	375	622	105	176	226	791	819	411	522	676
Unweighted n=	1,618	118	429	616	137	142	176	781	837	364	457	797
The government <b>is doing enough</b> to address antisemitism	29%	32%	36%	27%	21%	31%	24%	31%	28%	24%	26%	35%
The government <b>needs to do more</b> to address antisemitism	39%	30%	33%	43%	35%	37%	43%	38%	40%	39%	38%	40%
The government <b>is doing too much</b> to address antisemitism	7%	8%	10%	5%	7%	7%	7%	11%	4%	7%	10%	5%
Don't know	25%	30%	21%	24%	37%	25%	25%	20%	29%	30%	27%	20%

## Views on Government Response to Antisemitism – *By Voting Intentions*

**Q5.** Jewish institutions, synagogues and neighbourhoods have seen an increase in violent incidents since the October 7 attacks and subsequent conflict in the Middle East. How do you feel about the Government of Canada’s efforts when it comes to addressing incidences of antisemitism in Canada?

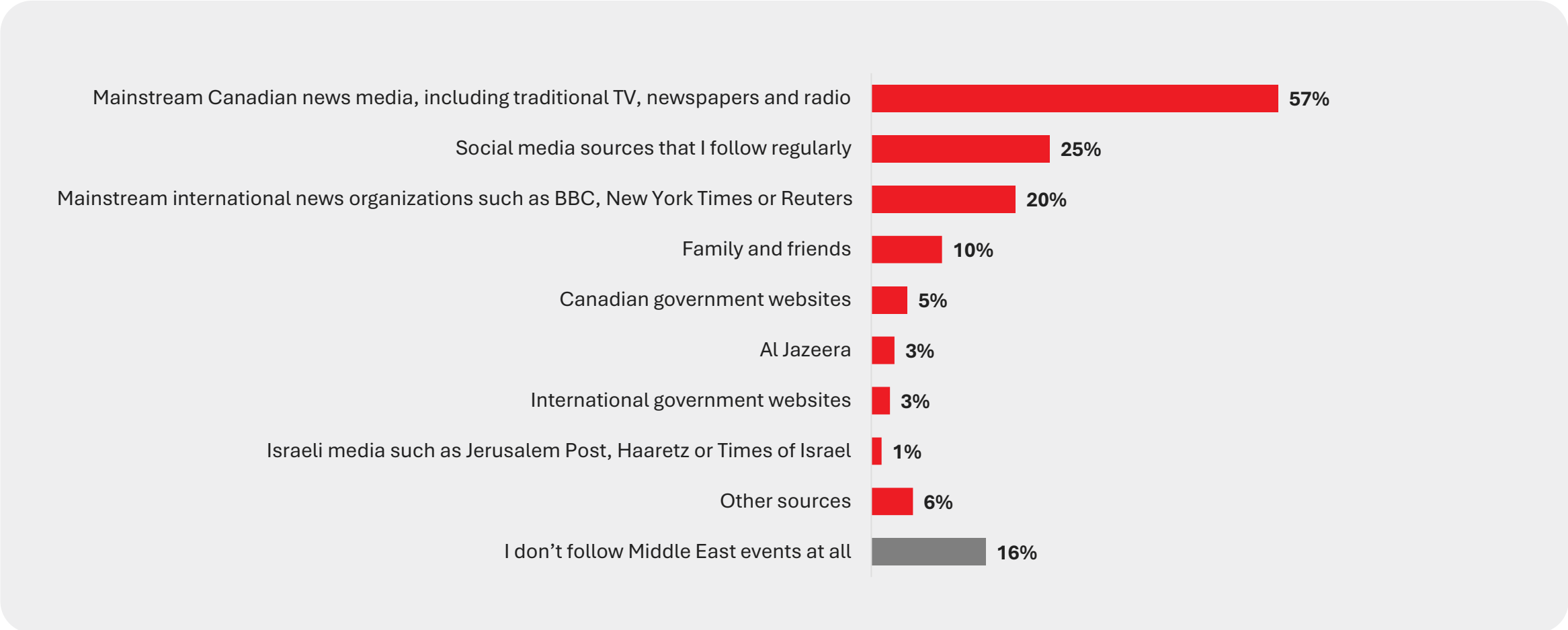
Base: All respondents (n=1,618)

						
	Total Canada	LPC	CPC	BQ	NDP	GPC
Weighted n=	1,610	642	454	98	84	41
Unweighted n=	1,618	743	380	116	80	41
The government <b>is doing enough</b> to address antisemitism	29%	39%	21%	40%	38%	29%
The government <b>needs to do more</b> to address antisemitism	39%	41%	45%	33%	38%	44%
The government <b>is doing too much</b> to address antisemitism	7%	5%	11%	8%	10%	6%
Don't know	25%	15%	23%	19%	14%	21%

## Sources of Information on Middle East Issues (1/2)

**Q6.** When it comes to issues and events in the Middle East, including issues associated with Israel, where do you typically obtain your news and information? Select the two sources you refer to most below.

Base: All respondents (n=1,618)



## Sources of Information on Middle East Issues (2/2)

**Q6.** When it comes to issues and events in the Middle East, including issues associated with Israel, where do you typically obtain your news and information? Select the two sources you refer to most below.






Base: All respondents (n=1,618)

	Total CANADA												Opinion of Israel	
		ATL	QC	ON	MB/SK	AB	BC	Male	Female	18-34	35-54	55+	Total Favourable	Total Unfavourable
Weighted n=	<b>1,610</b>	<b>106</b>	<b>375</b>	<b>622</b>	<b>105</b>	<b>176</b>	<b>226</b>	<b>791</b>	<b>819</b>	<b>411</b>	<b>522</b>	<b>676</b>	<b>356</b>	<b>983</b>
Unweighted n=	<b>1,618</b>	<b>118</b>	<b>429</b>	<b>616</b>	<b>137</b>	<b>142</b>	<b>176</b>	<b>781</b>	<b>837</b>	<b>364</b>	<b>457</b>	<b>797</b>	<b>369</b>	<b>1,005</b>
Mainstream Canadian news media, including traditional TV, newspapers and radio	<b>57%</b>	<b>69%</b>	<b>67%</b>	54%	<b>44%</b>	51%	53%	57%	56%	<b>35%</b>	<b>51%</b>	<b>74%</b>	53%	<b>64%</b>
Social media sources that I follow regularly	<b>25%</b>	24%	23%	27%	29%	29%	19%	26%	24%	<b>37%</b>	26%	<b>17%</b>	28%	25%
Mainstream international news organizations such as BBC, New York Times or Reuters	<b>20%</b>	19%	<b>12%</b>	21%	21%	<b>29%</b>	26%	<b>24%</b>	<b>16%</b>	<b>16%</b>	17%	<b>25%</b>	21%	<b>24%</b>
Family and friends	<b>10%</b>	5%	9%	10%	12%	11%	10%	<b>6%</b>	<b>13%</b>	<b>13%</b>	11%	<b>7%</b>	<b>17%</b>	<b>7%</b>
Canadian government websites	<b>5%</b>	7%	3%	5%	<b>2%</b>	9%	7%	6%	4%	7%	<b>7%</b>	<b>2%</b>	6%	5%
Al Jazeera	<b>3%</b>	<b>0%</b>	2%	3%	6%	2%	3%	3%	2%	4%	3%	2%	<b>2%</b>	<b>4%</b>
International government websites	<b>3%</b>	<b>0%</b>	2%	3%	6%	2%	3%	3%	2%	4%	3%	2%	3%	3%
Israeli media such as Jerusalem Post, Haaretz or Times of Israel	<b>1%</b>	2%	1%	2%	3%	<b>0%</b>	2%	2%	1%	2%	2%	1%	<b>5%</b>	<b>0%</b>
Other sources	<b>6%</b>	4%	5%	4%	4%	9%	<b>11%</b>	7%	5%	<b>3%</b>	8%	7%	<b>10%</b>	<b>4%</b>
I don't follow Middle East events at all	<b>16%</b>	16%	13%	17%	23%	12%	18%	<b>13%</b>	<b>19%</b>	<b>24%</b>	17%	<b>10%</b>	<b>10%</b>	<b>11%</b>

## Sources of Information on Middle East Issues – *By Voting Intentions*

**Q6.** When it comes to issues and events in the Middle East, including issues associated with Israel, where do you typically obtain your news and information? Select the two sources you refer to most below.

Base: All respondents (n=1,618)

						
	<b>Total Canada</b>	LPC	CPC	BQ	NDP	GPC
<i>Weighted n=</i>	<b>1,610</b>	<b>642</b>	<b>454</b>	<b>98</b>	<b>84</b>	<b>41</b>
<i>Unweighted n=</i>	<b>1,618</b>	<b>743</b>	<b>380</b>	<b>116</b>	<b>80</b>	<b>41</b>
Mainstream Canadian news media, including traditional TV, newspapers and radio	<b>57%</b>	<b>73%</b>	<b>42%</b>	<b>80%</b>	61%	63%
Social media sources that I follow regularly	<b>25%</b>	24%	<b>31%</b>	<b>15%</b>	35%	21%
Mainstream international news organizations such as BBC, New York Times or Reuters	<b>20%</b>	<b>28%</b>	<b>16%</b>	<b>10%</b>	27%	24%
Family and friends	<b>10%</b>	<b>7%</b>	<b>14%</b>	9%	9%	23%
Canadian government websites	<b>5%</b>	6%	4%	4%	9%	7%
Al Jazeera	<b>3%</b>	3%	3%	<b>1%</b>	2%	13%
International government websites	<b>3%</b>	3%	2%	3%	1%	<b>0%</b>
Israeli media such as Jerusalem Post, Haaretz or Times of Israel	<b>1%</b>	<b>0%</b>	<b>3%</b>	1%	1%	3%
Other sources	<b>6%</b>	<b>2%</b>	<b>12%</b>	3%	<b>2%</b>	<b>0%</b>
I don't follow Middle East events at all	<b>16%</b>	<b>7%</b>	<b>17%</b>	11%	7%	11%

---

# Respondent Profile

## Respondent profiles

(Base n=1,618)

The table below presents the Canadian distribution of respondents before weighting.

### Gender

	Unweighted	Weighted
Male	<b>798</b>	<b>810</b>
Female	<b>862</b>	<b>850</b>

### Language (Mother Tongue)

	Unweighted	Weighted
French	<b>382</b>	<b>328</b>
English	<b>1,124</b>	<b>1,181</b>
Other	<b>154</b>	<b>151</b>

### Age

	Unweighted	Weighted
18 to 34	<b>389</b>	<b>442</b>
35 to 54	<b>468</b>	<b>535</b>
55+	<b>803</b>	<b>684</b>

### Province

	Unweighted	Weighted
British Columbia	<b>180</b>	<b>231</b>
Alberta	<b>149</b>	<b>185</b>
Manitoba/Saskatchewan	<b>138</b>	<b>106</b>
Ontario	<b>636</b>	<b>643</b>
Quebec	<b>437</b>	<b>384</b>
Atlantic	<b>120</b>	<b>112</b>

## Our Credentials



### Canada

Leger is a member of the [Canadian Research Insights Council \(CRIC\)](#), the industry association for the market/survey/insights research industry.



### Europe

Leger is a member of [ESOMAR](#) (European Society for Opinion and Market Research), the global association of opinion polls and marketing research professionals.



### America

Leger is also a member of the [Insights Association](#), the American Association of Marketing Research Analytics.



### International

Leger is a member of the [Worldwide Independent Network of Market Research \(WIN\)](#), a global alliance of leading independent market research and polling firms that collaborate to share expertise, methodologies, and insights across diverse markets.

## Our services

### Leger

Marketing research and polling

### Customer Experience (CX)

Strategic and operational customer experience consulting services

### Leger Analytics (LEA)

Data modelling and analysis

### Leger Opinion (LEO)

Panel management

### Leger Communities

Online community management

### Leger Digital

Digital strategy and user experience

### International Research

Worldwide Independent Network (WIN)

**300**  
employees

**185**  
consultants

**8**  
offices

MONTRÉAL | QUÉBEC |  
TORONTO | WINNIPEG  
EDMONTON | CALGARY |  
VANCOUVER | NEW YORK

# Leger

Data-driven intelligence for a changing world.

[leger360.com](http://leger360.com)